

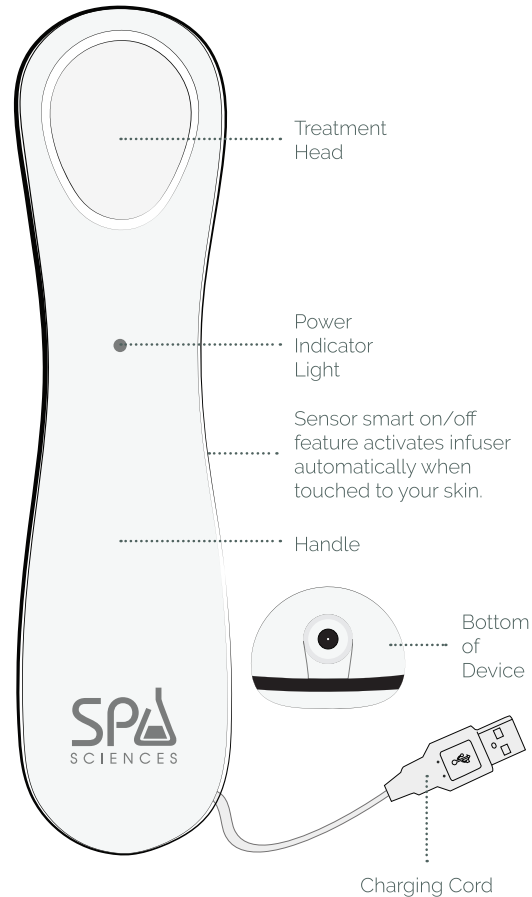
# Quick Start Guide

# AERO


Advanced Anti-Aging Skincare Infusion System




## A Closer Look AERO




## Usage Guide AERO



1. Cleanse skin on the face and neck, rinse clean and pat dry. You are ready to begin your treatment.



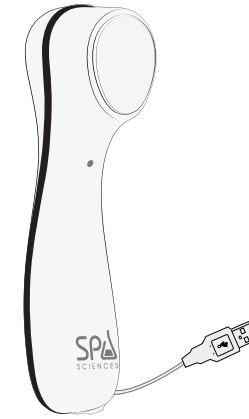
2. Position the Treatment Head onto the area of clean, dry skin to be treated. Using gentle pressure, glide the Treatment Head in small overlapping circular motions across the area being treated until the serum or cream is absorbed. Once the serum or cream is absorbed, move to the next treatment area. 1-2 minutes is an ideal time to treat an area.



**TIP: If AERO continues to run while not in contact with your skin, clean and wipe any excess product that may be left over off of the Treatment Head.**

3. After using AERO, wipe the Treatment Head with a clean towel or tissue. Charge as needed.

## Charging AERO



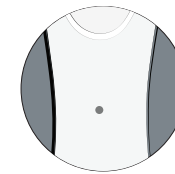
1. AERO is cordless and rechargeable. Before using for the first time, charge fully for 24 hours. AERO can run up to 40 minutes on a single charge.

2. To recharge, insert the small end of the Charging Cord into the port on the bottom of the AERO. Then connect the USB end of the Charging Cord to (i) a USB port in a computer or other USB power supply, or (ii) a wall adapter and then plug into an electrical outlet.

3. When the AERO's battery is in need of charging, the Power Indicator Light will flash red. If the device is fully discharged the device will power off.

4. As the battery charges, the flashing red light will turn solid red, and then will turn green when the device is fully charged.

5. Recharge the AERO only as needed. DO NOT overcharge which can shorten battery life. Disconnect the Charging Cord when not charging the device.



## 7 x More Effective AERO

Anti-Aging and hydrating skin care products will work better and faster when absorbed deeper and more evenly into the skin. Triple Clinical Infusion™ Technology in AERO utilizes three delivery systems to transport the beneficial ingredients in your skin care products through the tough outer barrier layers and into the Stratum Corneum layer. This is where they need to be to maximize beauty benefits.

1. SONIC MOVEMENTS - mechanical agitation at sonic speeds of over 30,000 times per minute increases product permeation for superior molecular penetration of cosmetic actives to increase and accelerate anti-aging results.
2. THERMAL WARMING - the Treatment Head warms to 107° to create temporary thermal-pore-dilation to maximize cosmetic active absorption.
3. NEGATIVE ION INFUSION - a flow of negatively charged electrons carries positively charged skin care products into the skin on a circuit to increase percutaneous absorption.

## Expert Advice AERO

Independent Clinical Test Results: An independent comparative clinical study was conducted to evaluate the benefits of applying a serum with the AERO verses finger tips. The following are the results from the study:

- Over 60% increase in Hydration
- Over 390% increase in Tone
- Over 350% increase in Firmness
- 500% decrease in signs of visual Aging
- Over 500% increase in Brightness
- Over 60% decrease in the appearance of Wrinkles

## Additional Info

The entire operating manual including safety, care and warranty information is available at [www.aero-manual.com](http://www.aero-manual.com)

Email customer service at [customerservice@spasciences.com](mailto:customerservice@spasciences.com)

© 2020 Spa Sciences. All rights reserved.

## Warnings & Warranty

### Warnings:

1. AERO is to be used on uncompromised treatment areas. Avoid use in treatment areas where any of the following is present; any area that was recently treated with chemical peels or lasers, over raised areas of skin such as lesions, moles, acne, and skin tags. Avoid treatment areas where cancer is present or suspected to be present. **DO NOT** use over compromised skin. Compromised skin may include but is not limited to sunburns, areas of healing, blisters, Rosacea, Psoriasis, abrasions, cuts and acne.
2. AERO is specifically designed for use on the face and neck. **DO NOT** use over raised skin imperfections, in the eye socket area or lips.
3. If you have any medical concerns about using AERO, please consult your dermatologist before use.
4. AERO is not to be used on children. Children should not play with the device.
5. If any of the components are damaged (AERO Device Handle, or USB Charging Cord) **DO NOT** use. **DO NOT** attempt to open or services components. Email Spa Sciences customer services at [customerservice@spasciences.com](mailto:customerservice@spasciences.com).
6. AERO is intended only for use described in the Operating Manual. Email Spa Sciences customer services at [customerservice@spasciences.com](mailto:customerservice@spasciences.com).
7. **DO NOT** use or store AERO anywhere that it can fall or be dropped into water. If the AERO Device Handle, USB Charging Cord falls into water, **DO NOT** reach for it as electrocution may occur. IMMEDIATELY, unplug from the wall. Before charging always check to make sure all components are free from water.
8. Only use the supplied USB Charging Cord to charge your AERO Device Handle.
9. DO NOT overcharge which can shorten battery life. Disconnect the USB Cord from the power source when not charging the device.

For home or office use. Not intended for medical or industrial applications.

Radio and TV Interference Regulations. This product has been tested and found to comply with the limits for a Class B digital device pursuant to Part 15 of the FCC Rules. These limits are designed to provide reasonable protection against harmful interference in a residential installation. This product generates, uses and can radiate radio frequency (RF) energy and, if not installed and used in accordance with the instructions may cause harmful interference to radio communications devices (such as televisions, baby monitors, cordless phones, etc). However, there is no guarantee that RF interference will not occur in a particular installation. If this product does cause harmful interference to radio or television reception, which can be determined by turning the product off and on, the user is encouraged to try to correct the interference by one or more of the following measures:

- Reorient or relocate the receiving antennae of the other radio communications device
- Move the equipment farther away from the radio or tv
- Connect the product into an outlet on a circuit different from that to which the other device is connected
- Consult the manufacturer's customer service or an experienced radio/tv technician for more suggestions.

### Warranty:

**Your warranty is not effective unless you register the Product within 90 days of purchase. To register go online to [www.warrantyspasciences.com](http://www.warrantyspasciences.com) and complete the information required for registration.**

For a period of one (1) year from the date of purchase, Spa Sciences (the "Company") warrants the AERO Advanced Skin care Delivery System (the "Product") against damage, defects or failure resulting from ordinary consumer use under normal home conditions according to the instructions included with the Product (a "Covered Defect"). This warranty DOES NOT include damage, defects or failure caused by misuse or improper care of the Product; impact or insertion of foreign objects into or on the Product; application of harmful chemicals or abrasives to the Product; failure to follow manufacturer's instructions; normal wear and tear; alteration or overuse of the Product; or any professional or commercial use of the Product. If there is a Covered Defect during the one (1) year warranty period the Company agrees to exchange the Product with a new equivalent Product. This is the sole remedy available for breach of this limited warranty. Any claim for breach of this limited warranty must be commenced within one (1) year following the original purchase. This limited warranty applies only to a purchase of the Product from or an authorized reseller, is valid for the original end user of the Product only and cannot be transferred under any circumstances.

THE PROVISIONS OF THE FOREGOING WARRANTIES ARE IN LIEU OF ANY OTHER WARRANTY, WHETHER EXPRESS OR IMPLIED, WRITTEN OR ORAL (INCLUDING ANY WARRANTY OF MERCHANTABILITY OR FITNESS FOR A PARTICULAR PURPOSE). IN NO EVENT SHALL THE COMPANY BE LIABLE FOR ANY SPECIAL, INCIDENTAL, CONSEQUENTIAL, PUNITIVE, OR INDIRECT DAMAGES BASED UPON ANY LEGAL THEORY. SOME STATES DO NOT ALLOW LIMITS ON WARRANTIES, OR ON REMEDIES FOR BREACH IN CERTAIN TRANSACTIONS. IF APPLICABLE LAW DOES NOT PERMIT THE DISCLAIMER OF IMPLIED WARRANTIES, THEN THE DURATION OF SUCH IMPLIED WARRANTIES, ARE EXPRESSLY LIMITED TO THE DURATION OF THE EXPRESS LIMITED WARRANTY SET FORTH HEREIN.